

Editorial Office Report

October
2014

Submitted to the Asia-Pacific Consortium for
Public Health

Prepared by:
Prof Wah Yun Low, Editor-in-Chief
lowwy@um.edu.my

Joyce Koshy, Executive Officer
joycek@um.edu.my


Veenah Gunasegaran, Editorial Assistant
veenahg@um.edu.my

Asia-Pacific Journal of Public Health

APJPH Editorial Board Meeting

17th October 2014

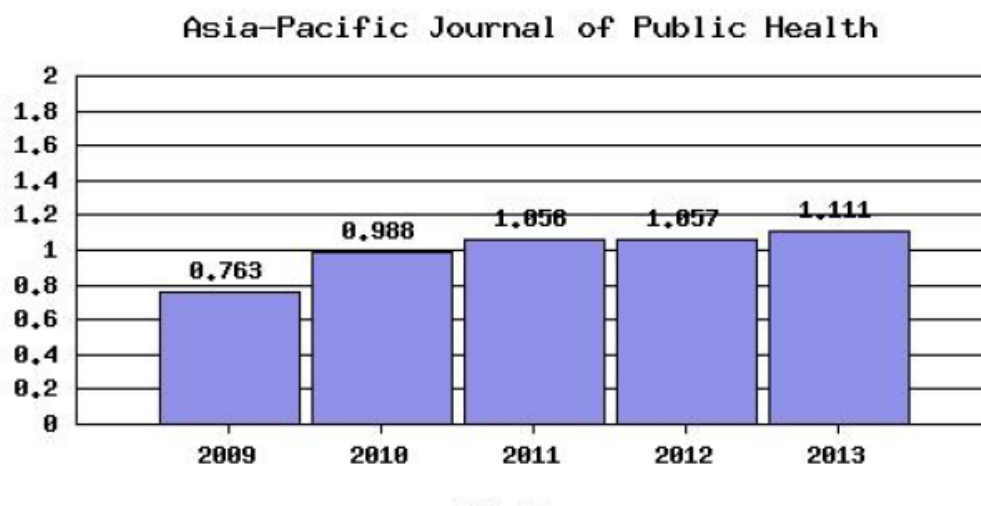
12.00pm - 1.30pm



1. Impact Factor

The impact factor of Asia-Pacific Journal of Public Health has increased. The 2013 impact factor for APJPH is 1.111. APJPH is ranked 114/160 in the Public, Environmental & Occupational Health category in the Science Index and 93/136 in the Social Science Index of the 2013 Thomson Reuters Journals Citation Report (ISI).

Impact Factor Trend



APJPH 2-year journal impact factor ranking history

JCR Year	Impact Factor	Public, Environmental & Occupational Health (Science) Ranking	Public, Environmental & Occupational Health (Social Science) Ranking
2013	1.111	114/160	93/136
2012	1.057	116/158	90/139
2011	1.056	107/158	80/131
2010	0.988	106/142	78/116
2009	0.763	105/122	76/95

We are working towards improving the impact factor by having quality papers, review papers in all issues, additional Supplement and Special issues along with the regular issues.

2. Manuscript Update

- The number of articles published and the number of pages for the past 6 years is given in the Table 1. There are 300 papers that are accepted for publication that are not yet published in print (Table 2). However, most of them are already in the APJPH Online First.
- With the new contract that has just been signed, the number of pages per issue has now been increased from 60 pages to 110 pages (average of 10 articles per issue) in 2014.
- SAGE has implemented a submission fee of USD25 effective from August 2014. However, for the supplement issues and for articles which are invited such as commentary and reviews, this fee will be waived.
- In an effort to publish topical papers, we have been publishing themed issues. In January we published articles on infectious diseases, and in March we published articles on sexual and reproductive health, in May on oral health, July with no theme but focusing on new manuscripts and in September on Nutrition. The September issue has already been published and is available to view online.
- Due to the backlog of papers, the number of issues will be increased to 8 from next year. The publication months are January, March, **April**, May, July, September, **October** and November (new issue months in bold).

3. Rapid Rejections of Manuscripts: 2014

As we are receiving increased number of online submission of manuscripts, the editorial board is doing an initial screening of the articles based on the appropriateness and relevance. Only quality papers are selected and sent for peer reviewing as this has an effect on the impact factor of the Journal.

As shown in Table 3 this year (from Jan to Aug 2014) we received a total of 749 papers. The total number of paper rejected is 545. **The Rejection Rate calculated is 72.8%.**

4. Supplement Issues

a) Wuhan Conference Supplement 2014 (45th APACPH Conference at Wuhan University)

As there is some delay, this Supplement Issue will only be published in early 2015. We are at the moment still receiving the papers as there are still pages to fill. There are 14 papers which are in peer reviewing. There are 2 papers which are already accepted for publication.

b) Supplement Issue – Institute of Public Health (IKU), Malaysia (Sept 2014)

This issue is scheduled for publication in September 2014. All the 12 papers have been accepted for publication. The guest editorial is written by Dr Boris Pavlin, Prof Osman Ali and Assoc Prof Bee Koon Poh. The editorial is written by Professors Colin Binn and Wah Yun Low. All these have been sent to the Production Editor, Aparna Prusty of Sage Publication. This Supplement has already been published with our regular issue.

c) Supplement Issue – United Nations University – International Institute for Global Health

The United Nations International Institute for Global Health (UNU-IIGH) conducted a symposium and workshop on Global Environmental Change and Human Health in January 2013. The organisation is interested in publishing the papers that were presented during the event in a Supplement issue with the journal.

All the 8 papers have been sent for peer reviewing. This issue is scheduled for publication in early 2015.

d) Commemorative Issue 2015 – Tribute to Professor Walter Patrick

There is a proposal for a commemorative issue early 2015 to pay tribute to Prof Walter. A number his colleagues have been invited to contribute short reviews of approximately 2000 words on topics that were relevant to the life's work of Prof Walter. So far we have received tributes written by 1) Prof Colin and Prof Low 2) Prof Osman Ali 3) Prof Awang Bulgiba 4) Prof Tony Chiang 5) Prof Jay Maddock.

e) Sponsorship of Backlog Articles

The 2 Institutions KCDC (Korea Center for Disease Control and Prevention) and HIRA (Health Insurance Review & Assessment Series) are sponsoring the 5 Supplement Issues which will include the backlog of the unpublished articles and their own articles. Each issue will have a theme. The themes are 1) Communicable Disease 2) Non Communicable Disease 3) Universal Health Coverage 4) Quality of Care 5) Global Health. Prof So Yoon Kim of Yonsei University is taking the lead for this Supplement Issue.

f) Sponsorship by China Medical Board (CMB)

Requests are made Dr Lincoln Chen of CMB for sponsoring of Asia-Pacific Journal of Public Health in the following ways:

(i) Sponsoring a Special issue once a year:

Sponsoring a Special Issue on primary care concerns in the Asia-Pacific region every year. We have asked if CMB would consider sponsoring this annual Special issue. The cost of the Special Issue is approximately \$20,000 per issue.

(ii) Backlog articles:

Requested for a one-off grant from CMB for an electronic Issue to help clear the backlog articles. The cost is estimated to be \$30,000. We are negotiating with Sage Publications whether this is possible as it is electronic.

(iii) Sponsoring joint CMB-APJPH workshops on research writing and publishing in our neighbouring countries Laos, Myanmar, Vietnam, Mongolia and rural areas of China.

g) Supplement Issue Ascend (Asian Collaboration for Excellence in Non-Communicable Disease) Research Network

This Supplement Issue is proposed by Prof Brian Oldenburg of University of Melbourne which may be published in October 2015. This issue is funded by NIH, USA and thus it has to be open accessed as required by NIH. Negotiations with Sage Publications are still going on.

6. Journal Funding 2014

For this year we have been allotted a total of USD 20,000. The first installment of USD 7000 was sent by EFT from the Taiwan Cooperative Bank. We have received the balance of USD 13,000 in June 2014.

Table 1**Number of Issues and Articles published in APJPH in the last 5 years**

Issue	Number of Articles	Number of Pages
2014		
January	10	96
March	10	88
May	12	104
July	10	98
September	10	109
2013		
January	11	109
March	10	104
May	7	71
July (regular Issue)	6	71
July (Henan Suppl)	13	84
September (regular)	6	73
Sept Suppl (Tobacco)	10	88
November	5	52
2012		
January	19	214
March	18	208
May	10	100
July (Regular+Special Section on Island Health)	19	187
September (Special section on Public Health & ethics)	20	170
November	14	150
2011		
January	13	110
March (Regular Issue)	19	142
March (Suppl Issue)	13	139
May	16	154
July	18	195
September	17	164
November	20	202
2010		

January	16	147
April	12	101
July (regular issue)	12	106
July (Suppl)	40	257
October	14	127
2009		
January	11	110
April	12	97
July	14	106
October	17	163

**Table 2. Number of Articles Accepted for Publication
Unpublished**


Issue	2010	2011	2012	2013	2014
Jan 2014	0	14			
Mar 2014	0	11			
May 2014	1	8			
July 2014		12	2		
Sep 2014		5	5		
Nov 2014		3	8		
Jan 2015		5	4		
Mar 2015		4	3		
May 2015		2	6		
July 2015		1	12		
Sep 2015			9		
Nov 2015		0	11		
Jan 2016			10		
Mar 2016			7		
May 2016			9		
July 2016			9		
Sep 2016			9	4	
Nov 2016			6	3	
Jan 2017			5	4	
Mar 2017			4	3	
May 2017			6	1	
July 2017			1	2	
Sep 2017			1	5	
Nov 2017			2	5	
Jan 2018			2	6	
Mar 2018				4	9
Authors Withdrew	3	7	5	12	9
Manuscripts Rejected	402	582	800	822	437
Total no. MS Submitted	492	740	985	872	749

Table 3
Rejection Rate for 2014
January to August

Total number of manuscripts received (Jan-Aug)	749
Manuscripts rejected due to inappropriateness	493
Manuscripts rejected after peer reviewing	52
Total number of manuscripts rejected	545
% Rejection Rate	$545/749 \times 100$ 72.8 %



Annual Publisher's Report



8/29/14

Asia-Pacific Journal of Public Health

Submitted to the *Asia-Pacific Journal of Public Health* and the Asia-Pacific Academic Consortium for Public Health

Prepared by:

Emma Hennessey, Publishing Editor, emma.hennessey@sagepub.com

Tom Onderdonk, Editorial Assistant, tom.onderdonk@sagepub.com

Kelly O'Rear Senior Marketing Manager, kelly.orear@sagepub.com

Aparna Prusty, Production Editor, aparna.prusty@sagepub.in

Believing passionately that engaged scholarship lies at the heart of any healthy society and that education is intrinsically valuable, SAGE aims to be the world's leading academic and professional publisher. This means playing a creative role in society by disseminating teaching and research on a global scale, the cornerstones of which are good, long-term relationships, a focus on our markets, and an ability to combine quality and innovation.



the natural home
for authors, editors & societies

Table of Contents

EXECUTIVE SUMMARY	1
Performance metrics	1
MARKET REACH AND COMMUNITY IMPACT	2
Circulation.....	2
Usage data.....	3
MARKETING STRATEGY	7
Marketing objectives.....	7
COMMERCIAL SALES	10
EDITORIAL CONTENT AND BIBLIOMETRICS	11
Articles and pages published.....	11
OnlineFirst queue.....	11
Time to first decision.....	11
Editorial office and SAGE Track data	12
Impact factor and Journal Citation Report data	13
OPEN ACCESS	19
Overview.....	19
Latest developments	21
APPENDIX I	22
APPENDIX II	23
<i>APJPH</i> 's SAGE team	23

Annual Publisher's Report

ASIA-PACIFIC JOURNAL OF PUBLIC HEALTH

EXECUTIVE SUMMARY

This report summarizes *APJPH*'s 2013 and 2014 year-to-date (YTD) performance and provides an overview of SAGE's 2014 initiatives. Below is a snapshot of the journal's key performance metrics.

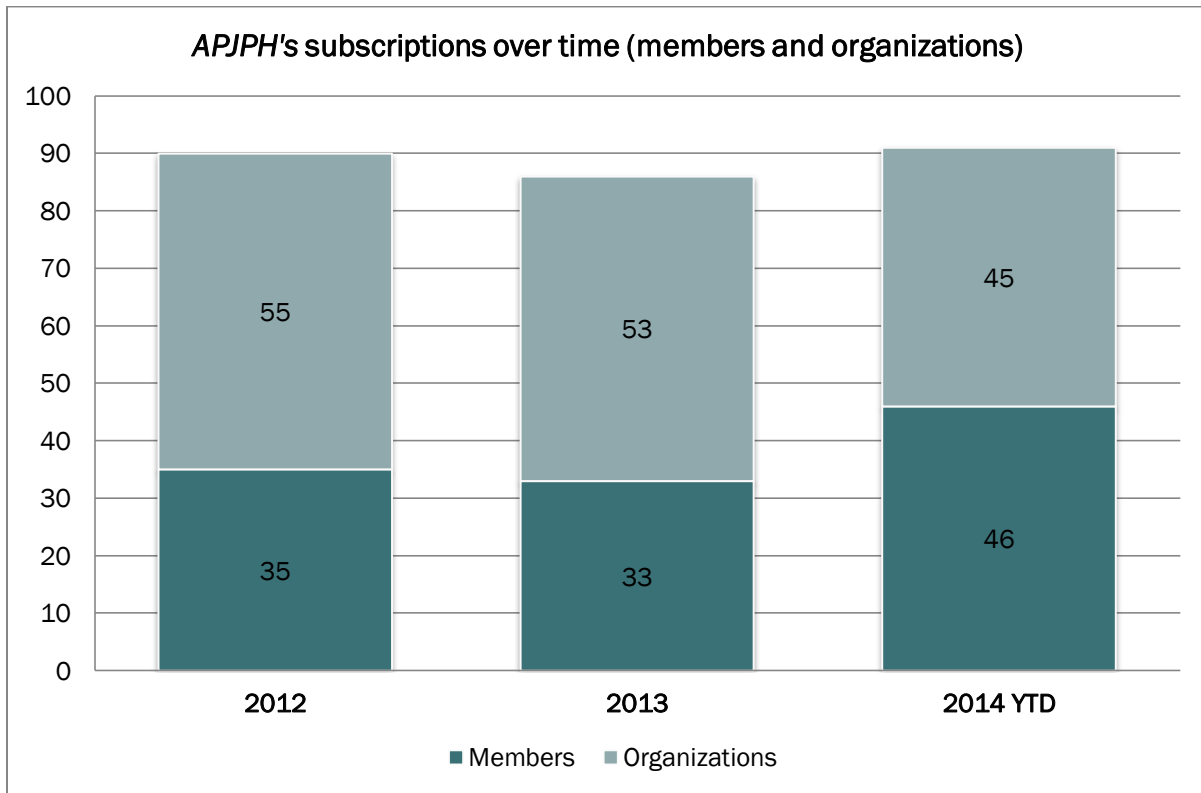
Performance metrics

Circulation	<ul style="list-style-type: none">• 2013 total circulation of 5,033• 2014 YTD circulation of 5,037
Online usage	<ul style="list-style-type: none">• 2013 full-text downloads totaled 76,514—a 29.86% increase from 2012<ul style="list-style-type: none">◦ 2014 YTD full-text downloads total 43,127• 2013 email table of contents alert registrants totaled 1,227• 2014 YTD email table of contents alert registrants total 1,291
SAGE Track	<ul style="list-style-type: none">• 2013 manuscripts submissions totaled 1,182—a 2% decrease from 2012<ul style="list-style-type: none">◦ 2014 YTD submissions total 599• 2013 acceptance rate of 4.70%<ul style="list-style-type: none">◦ 2013 average time to first decision of 36 days
Content published	<ul style="list-style-type: none">• In 2013 the journal published 6 issues totaling 491 pages<ul style="list-style-type: none">◦ <i>APJPH</i> has published 536 pages so far in 2014• The average time from transmittal to Production to OnlineFirst publication was 25 days in 2013
Bibliometrics	<ul style="list-style-type: none">• 2013 Impact Factor is 1.111—an increase from 1.057 in 2012• 5-year 2013 Impact Factor is 1.312—an increase from 1.293 in 2012• Ranked 114 out of 160 journals in the JCR Public, Environmental & Occupational Health category
Marketing	<ul style="list-style-type: none">• Promoted the journal via our health and social media channels that reached 1,815 individuals (on Twitter and Facebook combined) in 2014• Started an “author care” email campaign where published authors are sent a series of messages to keep them engaged with the journal and provided tips on promoting their articles

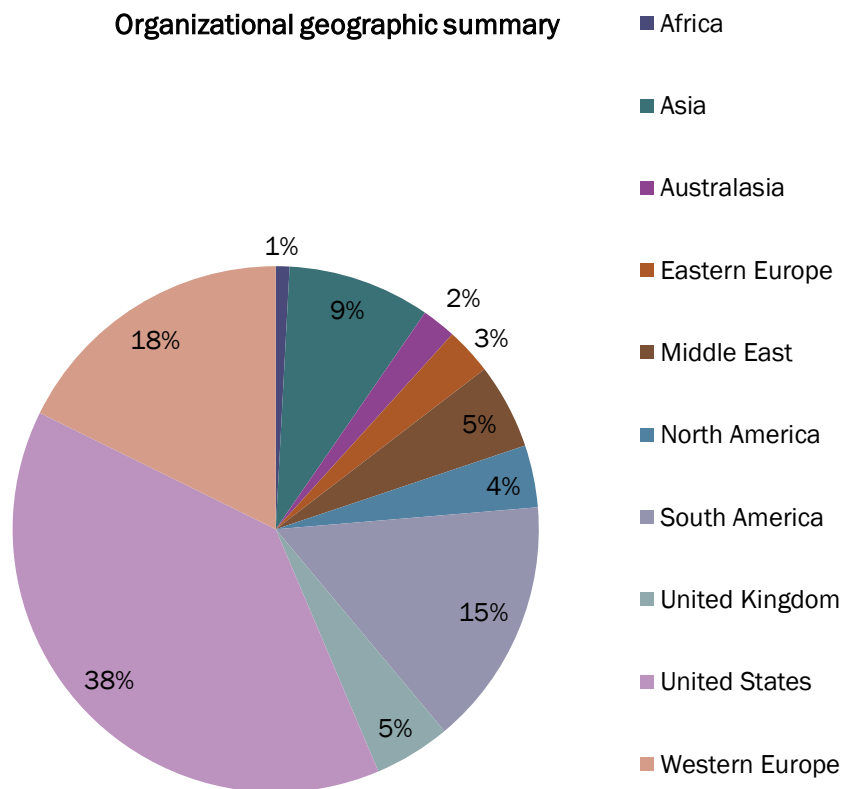
MARKET REACH AND COMMUNITY IMPACT

Circulation

Average number of subscriptions by type 2012 to 2014 YTD				
Type	2012	2013	2014 YTD	Percent change 2013 to 2014
Individuals	1	1	0	00%
Members	35	33	46	139%
<i>Organizations, traditional</i>	50	49	39	80%
<i>Organizations, bundled</i>	5	4	6	150%
<i>Organizations, consortia</i>	55	53	45	85%
<i>Organizations, developing world</i>	4,204	4,946	4,946	100%
Organizations, total	55	53	45	85%
Total subscriptions	4,295	5,033	5,037	100%



The following pie chart provides a geographic snapshot of APJPH's organizational subscribers by region, exclusive of the developing world distribution:



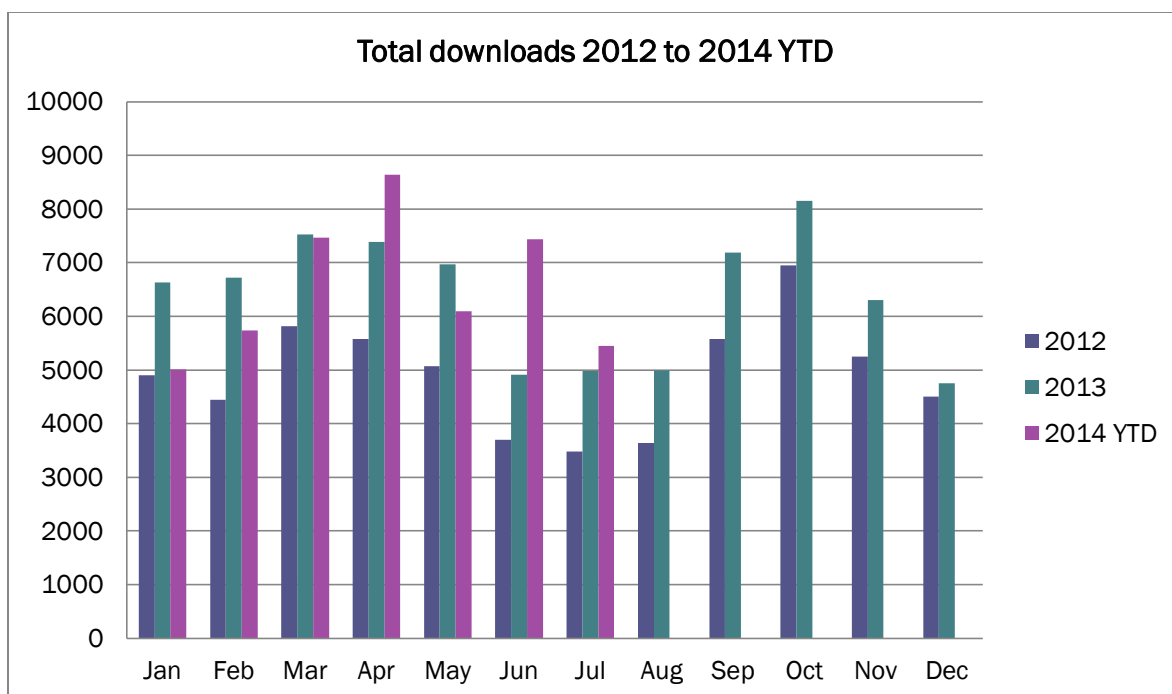
Usage data

A summary of APJPH's online usage by month is provided in the following table. Please note that the figures for October are skewed by SAGE's annual platform-wide free access trials.

Online usage statistics					
2012	Full-text downloads*	2013	Full-text downloads*	2014 YTD	Full-text downloads*
Jan	4,903	Jan	6,629	Jan	5,014
Feb	4,442	Feb	6,721	Feb	5,739
Mar	5,814	Mar	7,525	Mar	7,466
Apr	5,581	Apr	7,384	Apr	8,643
May	5,071	May	6,971	May	6,090
Jun	3,696	Jun	4,908	Jun	7,431
Jul	3,483	Jul	4,982	Jul	5,444
Aug	3,642	Aug	4,991	Aug	0
Sep	5,579	Sep	7,191	Sep	0
Oct	6,947	Oct	8,153	Oct	0
Nov	5,251	Nov	6,303	Nov	0
Dec	4,507	Dec	4,756	Dec	0
Total	58,916	Total	76,514	Total	43,127

* Full-text downloads include both HTML and PDF article usage

The chart below shows the number of article downloads per month since 2012.



The following table shows the ten articles that were accessed the most from January 2014 through July 2014 on the SAGE Journals platform.

APJPH's top ten most-accessed articles, January 2014 to July 2014	
Total accesses	Article
1,797	Rajesh Bhatia, Jai P. Narain Review Paper: The Challenge of Emerging Zoonoses in Asia Pacific Oct 01, 2010 22: 388-394
896	Thunyarat Anothaisintawee, Cholati Wiratkapun, Panuwat Lerdsitthichai, Viji Kasamesup, Sansanee Wongwaisayawan, Jiraporn Srinakaran, Siriporn Hirunpat, Piyanoot Woodtichartpreecha, Sarawan Boonlikit, Yot Teerawattananon, Ammarin Thakkinstian Risk Factors of Breast Cancer: A Systematic Review and Meta-Analysis Sep 01, 2013 25: 368-387
382	Zhiyue Liu, Ziqian Zeng, Yingjun Xiang, Fengsu Hou, Juan Li, Ting Li, Xiaoqing Hu, Yuan Ping A Cross-sectional Study on Posttraumatic Impact Among Qiang Women in Maoxian County 1 Year After the Wenchuan Earthquake, China Jan 01, 2012 24: 21-27
370	Hilary Jane Bambrick, Anthony Guy Capon, Guy Bruce Barnett, R. Matthew Beaty, Anthony John Burton Climate Change and Health in the Urban Environment: Adaptation Opportunities in Australian Cities Mar 01, 2011 23: 67-79
326	Wah Yun Low, Colin Binns Roaring Into 2012 With APJPH Jan 01, 2012 24: 5-6
250	Colin Binns, Wah-Yun Low Infections and Public Health: Who Will Win? Jan 01, 2014 26: 4-6

APJPH's top ten most-accessed articles, January 2014 to July 2014

Total accesses	Article
233	Olga Anikeeva, Peng Bi, Janet E. Hiller, Philip Ryan, David Roder, Gil-Soo Han ReviewPaper: The Health Status of Migrants in Australia: A Review Apr 01, 2010 22: 159-193
220	Ravneet Kaur, Suneela Garg Domestic Violence Against Women: A Qualitative Study in a Rural Community Apr 01, 2010 22: 242-251
214	Helen L. Berry, Anthony Hogan, Jennifer Owen, Debra Rickwood, Lyn Fragar Climate Change and Farmers' Mental Health: Risks and Responses Mar 01, 2011 23: 119-132
206	Wah-Yun Low, Yut-Lin Wong Sexual and Reproductive Health and Rights, HIV/AIDS, and Public Health Mar 01, 2014 26: 116-117

Top 20 organizations accessing APJPH

SAGE Journals, our online platform, allows us to track how frequently organizational subscribers access the journal. The following table shows the organizations that accessed *APJPH* most frequently from January 2014 through July 2014.

Top 20 accessing organizations	
1	ET Haramaya University
2	University of California Riverside
3	Universiti Putra Malaysia
4	Universiti Teknologi MARA (UiTM)
5	Universiti Malaya (S141/J/2004)
6	Curtin University Library
7	University of Sydney
8	Imam Muhammad Ibn Saud Islamic University
9	Airlangga University
10	Mahidol University Library
11	International Medical University
12	World Health Organisation
13	HINARI - Parent
14	UNSW Library
15	Monash University
16	National Taiwan University Library
17	National Taiwan University Hospital Library
18	University of Queensland Library
19	Hinari
20	Griffith University

Google Analytics data

Google Analytics is a robust reporting tool that provides us with a variety of data on how *APJPH*'s SAGE Journals site is used. We can use these analytics to learn about the journal's users, including: how they reached the journal, where they're located, and the device or operating system they're using. We've captured some of the more useful information in the following tables for January 2014 to August 2014.

Top referring traffic sources			
Source	Visits	Source	Visits
1	google	11	bing
2	(Direct)	12	ask
3	ncbi.nlm.nih.gov	13	mc.manuscriptcentral.com
4	online.sagepub.com	14	highwire.stanford.edu
5	i-lib.imu.edu.my	15	search.tb.ask.com
6	yahoo	16	sagepub.com
7	apacph.org	17	sfxhosted.exlibrisgroup.com
8	scholar.google.com	18	library.snu.ac.kr
9	ajcn.nutrition.org	19	klas.msu.edu
10	medsci.cn	20	heapol.oxfordjournals.org

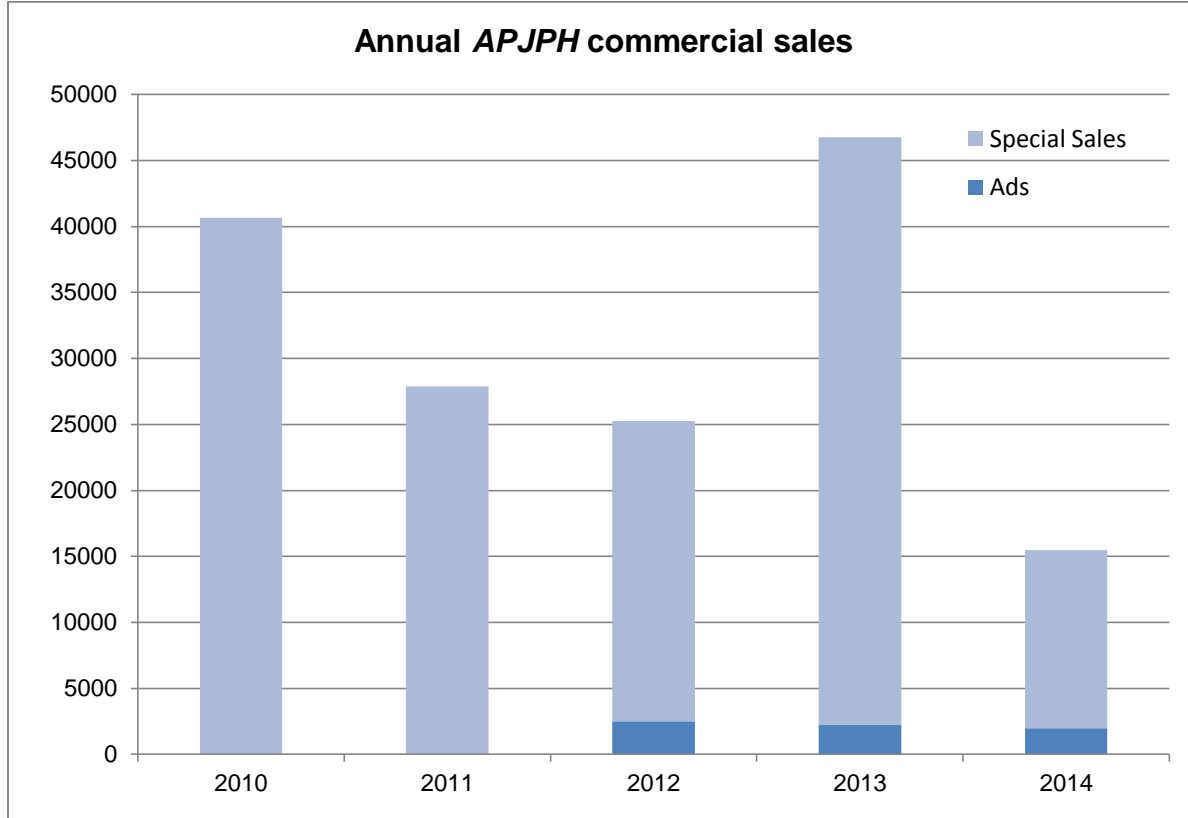
Geographic location of visitors					
	Country/territory	Visits		Country/territory	Visits
1	United States	14,885	11	Indonesia	2,215
2	Malaysia	12,668	12	Japan	1,994
3	India	8,961	13	Iran	1,619
4	Australia	8,126	14	Singapore	1,404
5	United Kingdom	4,245	15	Taiwan	1,400
6	China	4,156	16	Bangladesh	1,249
7	Philippines	2,890	17	Hong Kong	1,113
8	South Korea	2,565	18	Pakistan	1,070
9	Thailand	2,482	19	Turkey	906
10	Canada	2,228	20	New Zealand	859

Mobile distribution of usage		
	Device type	Visits
1	Apple iPad	1,701
2	(not set)	1,457
3	Apple iPhone	880
4	Samsung GT-I9300 Galaxy S III	101
5	Samsung GT-N7100 Glaxy Note II	90
6	Samsung GT-C3322i Metro Duos	87
7	Samsung GT-P3100 Galaxy Tab 27.0	76
8	Opera Opera Mini for S60	64
9	Samsung GT-I9500 Galaxy S IV	61
10	Samsung SM-N9005 Galaxy Note 3	59

COMMERCIAL SALES

The following section summarizes our commercial sales activity for *APJPH*.

2014 YTD commercial sales revenue



*Advertising Revenue includes revenue booked through the end of 2014

**Special Sales includes bulk sales, non-royalty, sponsored subscriptions, and supplements

	2010	2011	2012	2013	2014
Ads			\$2,502	\$2,270	\$1,988
Bulk				\$175	
Supplements	\$40,645	\$27,880	\$22,770	\$44,320	\$13,500
Total special sales	\$40,645	\$27,880	\$22,770	\$44,495	\$13,500
Totals	\$40,645	\$27,880	\$25,272	\$46,765	\$15,488

EDITORIAL CONTENT AND BIBLIOMETRICS

Articles and pages published

The following table summarizes the number of articles, issues, and pages published in the past two volume years.

2014 YTD				
Issue	Cover date	Articles published	Pages published	Page budget
26:1	January 2014	11	112	110
26:2	March 2014	10	92	110
26:3	May 2014	12	112	110
26:3	May 2014	10	108	110
26:5	September 2014	10	112	110
26:5S	September 2014	14	120	n/a
26:6	November 2014	TBA	TBA	110
Total for volume year YTD		53	536	660

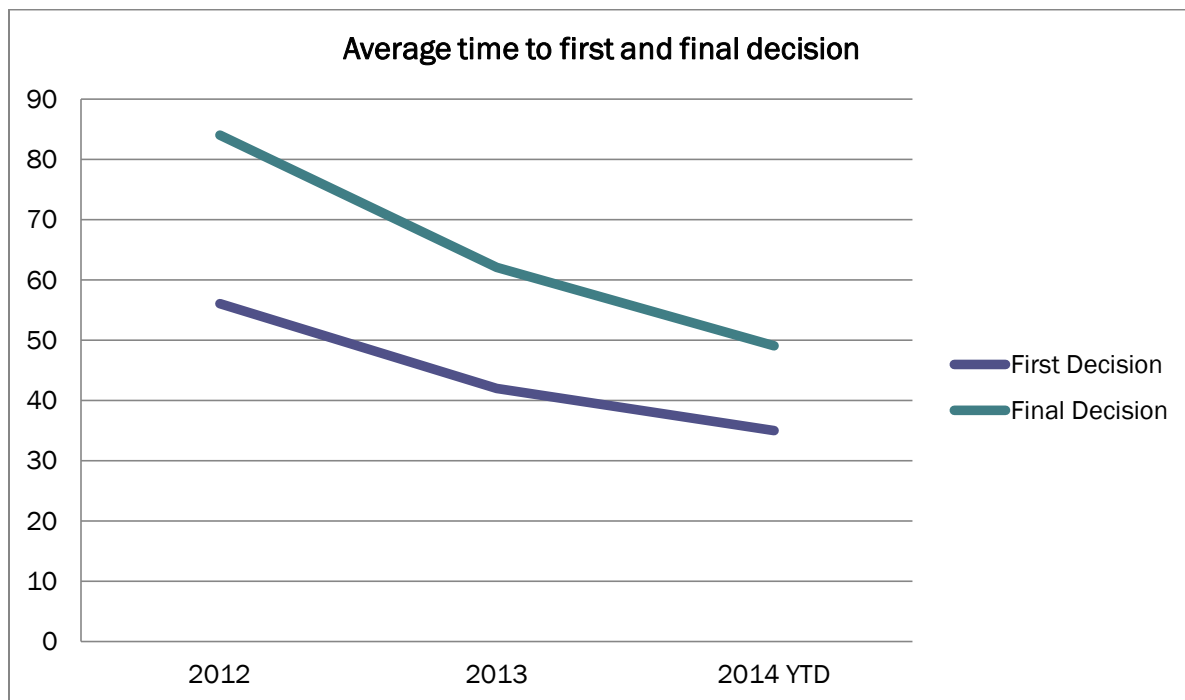
2013				
Issue	Cover date	Articles published	Pages published	Page budget
25:1	January 2013	11	116	80
25:2	March 2013	10	104	80
25:3	May 2013	8	71	80
25:4	July 2013	6	68	80
25:4S	July 2013	13	92	n/a
25:5	September 2013	6	72	80
25:5S	September 2013	10	96	n/a
25:6	November 2013	6	60	80
Total for volume year		47	491	480

OnlineFirst queue

As of August 27th, 2014 *APJPH* has 329 articles in its OnlineFirst queue. The oldest article in the queue was published on February 17th, 2009. These articles are “fully published;” that is, they are fully citable and are considered by SAGE to be the scholarly version of record.

Time to first decision

The following chart shows *APJPH*'s time from submission to first decision and final decision.



Editorial office and SAGE Track data

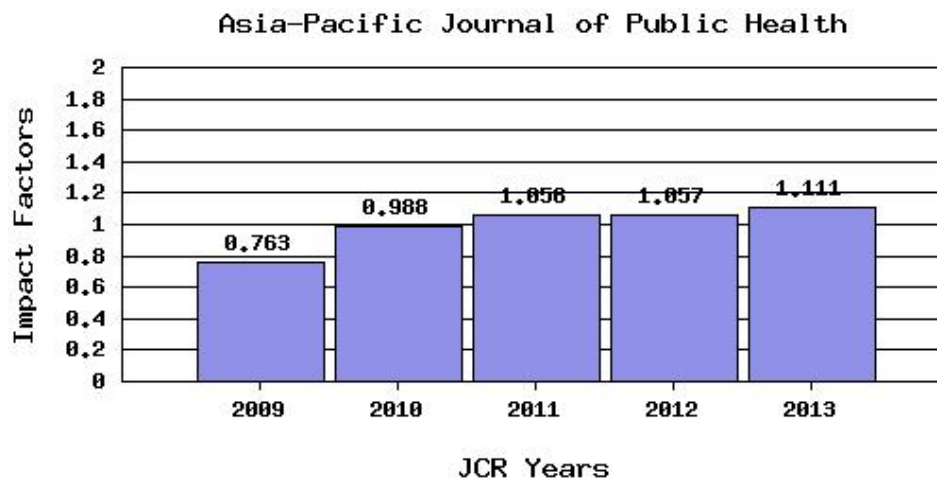
In 2013, *APJPH*'s SAGE Track site received 1,182 new manuscript submissions. We estimate this to be a 2% decrease over the 1,209 new submissions received in 2012. *APJPH*'s rejection rate was 95.30% in 2013. These statistics may vary from those kept by the editorial office due to how manuscripts are counted and how rejection rates are calculated. The table below provides more details on manuscripts submitted during the past year.

Manuscript submissions January 2014 to August 2014						
Manuscript Submissions Received			Manuscripts Accepted			
Country	# received	Percentage of total	Accept	Reject	Total	Accept ratio
China	126	21.04%	7	119	126	5.56%
India	127	21.20%	1	126	127	0.79%
Malaysia	70	11.69%	14	56	70	20.00%
Iran	1	0.17%	0	1	1	0.00%
Korea	31	5.18%	1	30	31	3.23%
Thailand	31	5.18%	6	25	31	19.35%
Turkey	32	5.34%	0	32	32	0.00%
Australia	26	4.34%	1	25	26	3.85%
Pakistan	22	3.67%	0	22	22	0.00%
Japan	17	2.84%	1	16	17	5.88%
Taiwan	24	4.01%	2	22	24	8.33%
United States	20	3.34%	3	17	20	15.00%
Saudi Arabia	16	2.67%	0	16	16	0.00%
Bangladesh	12	2.00%	0	12	12	0.00%
Philippines	8	1.34%	0	8	8	0.00%
Indonesia	8	1.34%	0	8	8	0.00%
Sri Lanka	8	1.34%	1	7	8	12.50%

Manuscript submissions January 2014 to August 2014						
Manuscript Submissions Received			Manuscripts Accepted			
Country	# received	Percentage of total	Accept	Reject	Total	Accept ratio
Hong Kong	9	1.50%	0	9	9	0.00%
Ethiopia	5	0.83%	0	5	5	0.00%
Singapore	6	1.00%	0	6	6	0.00%
Total	599	100.00%	37	562	599	4.70%

Impact factor and Journal Citation Report data

As of July 2014, *APJPH*'s new Impact Factor (IF) is 1.111. The journal is ranked 114 out of 160 in the Journal Citation Report's Public, Environmental & Occupational Health category. In 2012 the journal's IF was 1.057. The 2013 IF represents a 5% increase from 2012. The following chart shows the journal's 2-year IF over the past five years.



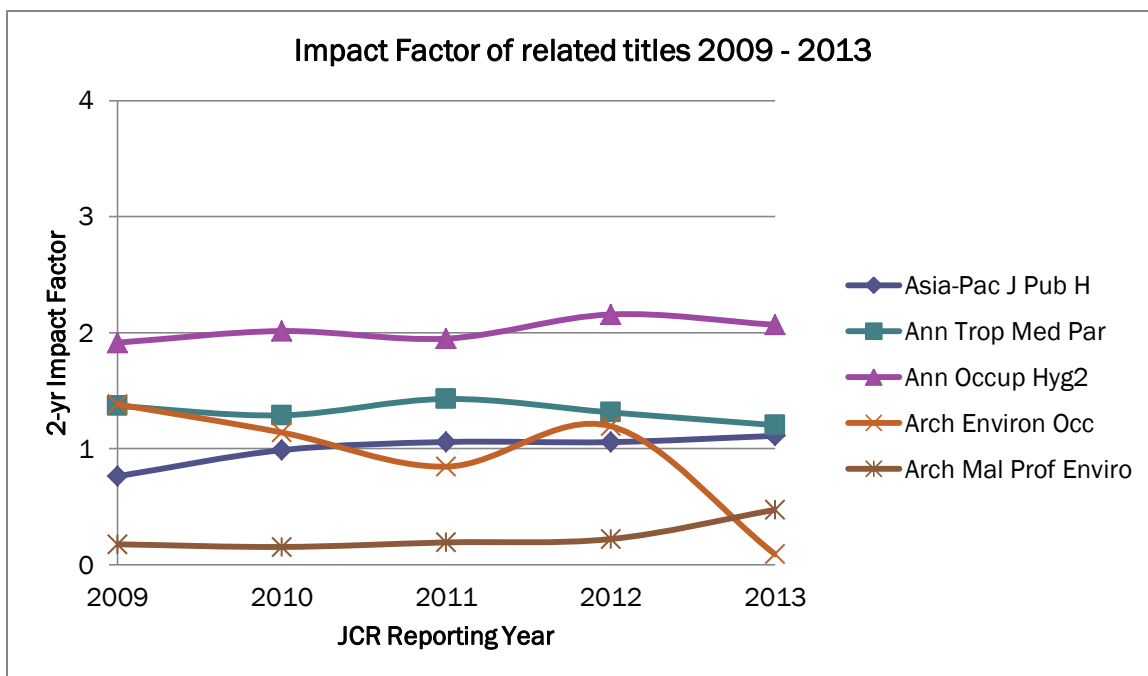
The following table summarizes more JCR metrics for *APJPH*.

Metric	2011	2012	2013	Percent change 2012 to 2013
Impact factor	1.058	1.057	1.111	5%
Ranking in Public, Environmental & Occupational Health category	106/142	118/161	114/160	N/A
Number of papers published	99	88	57	64.77%
Immediacy index	0.495	0.170	0.614	361.18%
Cited half-life	4.3	8.3	3.9	46.99%
Total citations	511	585	708	121.03%
Eigenfactor	0.00092	0.00144	0.00207	143.75%
Article influence	0.238	0.292	0.344	117.81%
5-year impact factor	1.271	1.293	1.312	101.47%

The following table provides definitions for some the JCR metrics provided above.

Term	Definition
Impact factor	The impact factor is a measure of the importance of a journal and is calculated by dividing the number of citations in the JCR year by the total number of citable articles published in the two previous years.
Immediacy index	The average number of times an article is cited in the year it is published.
Cited half-life	The median age of articles that were cited in the JCR year.
Eigenfactor	This number measures the number of times articles from the journal published in the past five years have been cited in the JCR year. The Eigenfactor counts citations from journals in both the Science Citation Index and Social Science Citation Index and eliminates self-citations.
Article influence	The Eigenfactor score measures not just the number of citations, but the quality of citations as well. Citations from articles with few citations count more than citations from articles with many citations, which tends to even out different citation patterns between disciplines. Citations from journals that are heavily cited also count more than citations from journals that are rarely cited. Eigenfactor also removes self-citations from the calculation, a notable difference between Eigenfactor and impact factor. When all other metrics are equal, a journal's Eigenfactor score doubles when it doubles in size.
5-year impact factor	This number is similar to the impact factor but is based the number of times articles published in the past five years have been cited in the JCR year, rather than just the past two years.

The following chart shows the impact factor of related titles over the past five years.



Cited articles

The table below shows the top ten most-cited articles in 2013 from publication years 2011 and 2012, the years that comprised APJPH's 2013 IF. Note that the number of citations refers to the times the article has been cited in other journals indexed in the Web of Science and does not include citations in journals not included in the Web of Science.

Top 10 APJPH articles cited in 2013 from publication years 2011 and 2012

Title	Authors	Year	Volume	Issue	Total citations in 2013
Climate Change and Air Quality: The Potential Impact on Health	Spickett, Jeff T.; Brown, H. L.; Rumchev, Krassi	2011	23	2	6
Climate Change and Rising Heat: Population Health Implications for Working People in Australia	Hanna, Elizabeth G.; Kjellstrom, Tord; Bennett, Charmian; Dear, Keith	2011	23	2	6
Stigmatized Attitudes Toward People Living With HIV in Bangladesh: Health Care Workers' Perspectives	Hossain, Mohammad Bellal; Kippax, Susan	2011	23	2	4
Hepatitis B Knowledge, Testing, and Vaccination Among Chinese and Vietnamese Adults in Australia	Vu, Lan H.; Gu, Zhihong; Walton, Jodie; Peet, Anthony; Dean, Judith; Dunne, Michael P.; Debattista, Joseph	2012	24	2	4
Heritability of Smoking, Alcohol Use, and Psychological Characteristics Among Adolescent Twins in Qingdao, China	Unger, Jennifer B.; Lessov-Schlaggar, Christina N.; Pang, Zengchang; Guo, Qian; Ning, Feng; Gallaher, Peggy; Lee, Liming; Cao, Weihua; Conti, David; Johnson, C. Anderson	2011	23	4	4
The Effects of Extreme Heat on Human Mortality and Morbidity in Australia: Implications for Public Health	Bi, Peng; Williams, Susan; Loughnan, Margaret; Lloyd, Glenis; Hansen, Alana; Kjellstrom, Tord; Dear, Keith; Saniotis, Arthur	2011	23	2	3
Dengue Vector Surveillance Programs: A Review of Methodological Diversity in Some Endemic and Epidemic Countries	Azil, Aishah H.; Li, Ming; Williams, Craig R.	2011	23	6	3
Climate Change and Australian Agriculture: A Review of the Threats Facing Rural Communities and the Health Policy Landscape	Hanna, Elizabeth G.; Bell, Erica; King, Debra; Woodruff, Rosalie	2011	23	2	3
Freedom to Lead a Life We Have Reason to Value? A Spotlight on Health Inequity in the Asia Pacific Region	Friel, Sharon; Chiang, Tung-liang; Cho, Youngtae; Guo, Yan; Hashimoto, Hideki; Jayasinghe, Saroj; Loring, Belinda; Matheson, Don; Huong Thanh Nguyen; Rao, Mala	2011	23	2	3
Policy Approaches to Address the Social and Environmental Determinants of Health Inequity in Asia-Pacific	Friel, Sharon; Loring, Belinda; Aungkasuvapala, Narongsakdi; Baum, Fran; Blaiklock, Alison; Chiang, Tung-liang; Cho, Youngtae; Dakulala, Paison; Guo, Yan; Hashimoto, Hideki; Horton, Kellie; Jayasinghe, Saroj; Matheson, Don; Huong Thanh Nguyen; Otto, Caleb; Rao, Mala; Reid, Paaparangi; Surjadi, Charles	2012	24	6	3

For comparison, the following table shows the top ten journal articles from 2012 and 2013 that have been cited the most in 2014.

Top 10 APJPH articles cited in 2014 from publication years 2012 and 2013					
Title	Authors	Year	Volume	Issue	Total citations in 2014
Risk Factors of Breast Cancer: A Systematic Review and Meta-Analysis	Anothaisintawee, Thunyarat; Wiratkapun, Cholatip; Lerdsitthichai, Panuwat; Kasamesup, Vijj; Wongwaisayawan, Sansanee; Srinakaran, Jiraporn; Hirunpat, Siriporn; Woodtichartpreecha, Piyanoot; Boonlikit, Sarawan; Teerawattananon, Yot; Thakkinstian, Ammarin	2013	25	5	3
Validity and Reliability of Survey Items and Pictograms for Use in a National Household Survey of Tobacco Use in Cambodia	Singh, Pramil N.; Khieng, Sothy; Yel, Daravuth; Duc Nguyen; Job, Jayakaran S.	2013	25	S5	3
Policy Approaches to Address the Social and Environmental Determinants of Health Inequity in Asia-Pacific	Friel, Sharon; Loring, Belinda; Aungkasuvapala, Narongsakdi; Baum, Fran; Blaiklock, Alison; Chiang, Tung-liang; Cho, Youngtae; Dakulala, Paison; Guo, Yan; Hashimoto, Hideki; Horton, Kellie; Jayasinghe, Saroj; Matheson, Don; Huong Thanh Nguyen; Otto, Caleb; Rao, Mala; Reid, Paaparangi; Surjadi, Charles	2012	24	6	3
A National Study of the Prevalence and Correlates of Domestic Violence Among Women in India	Dalal, Koustuv; Lindqvist, Kent	2012	24	2	2
Hepatitis B Knowledge, Testing, and Vaccination Among Chinese and Vietnamese Adults in Australia	Vu, Lan H.; Gu, Zhihong; Walton, Jodie; Peet, Anthony; Dean, Judith; Dunne, Michael P.; Debattista, Joseph	2012	24	2	2
Two-Year Outcomes of Methadone Maintenance Therapy at a Clinic in Malaysia	Musa, Ramli; Abu Bakar, Ahmad Zafri; Khan, Umeed Ali	2012	24	5	2
Lessons Learned From the Great East Japan Earthquake: Impact on Child and Adolescent Health	Hayashi, Kenji; Tomita, Naoko	2012	24	4	2
Interspousal Communication on Family Planning and Its Effect on Contraceptive Adoption in Bangladesh	Kamal, S. M. Mostafa; Islam, Md Aynul	2012	24	3	2
Adult Tobacco Cessation in Cambodia: II. Determinants of Intent to Quit	Tonstad, Serena; Job, Jayakaran S.; Batech, Michael; Yel, Daravuth; Kheam, They; Singh, Pramil N.	2013	25	S5	2
Delivering Diabetes Care in the Philippines and Vietnam: Policy and Practice Issues	Beran, David; Higuchi, Michiyo	2013	25	1	2

Top journals citing APJPH

The table below shows the top ten journals that cited APJPH articles in the 2013 Journal Citation Report.

Impact factor	Citing journal	Cited year											
		All Years	2013	2012	2011	2010	2009	2008	2007	2006	2005	2004	Rest
	All Journals	708	35	91	130	115	58	77	33	14	21	15	119
3.534	PLOS ONE	45	2	7	7	8	3	7	2	0	1	2	6
2.321	BMC PUBLIC HEALTH	26	1	7	6	3	3	2	1	1	0	0	2
1.500	ASIAN PAC J CANCER P	11	1	2	1	1	0	0	0	0	3	1	2
2.063	BMJ OPEN	10	0	1	0	4	0	3	0	0	1	0	1
1.993	INT J ENV RES PUB HE	6	0	0	3	1	1	1	0	0	0	0	0
1.475	PUBLIC HEALTH	6	0	1	0	4	0	0	0	0	0	0	1
1.646	GLOBAL HEALTH ACTION	6	0	1	2	1	0	2	0	0	0	0	0
1.897	AUST NZ J PUBL HEAL	5	0	1	3	1	0	0	0	0	0	0	0
1.360	ASIA PAC J CLIN NUTR	5	0	1	0	1	1	0	0	0	1	0	1
1.659	BMC HEALTH SERV RES	5	2	1	0	0	1	1	0	0	0	0	0



Top journals cited In APJPH

The table below shows the top ten journals that were cited in APJPH in 2013.

Impact factor	Cited journal	Cited year											
		All Years	2013	2012	2011	2010	2009	2008	2007	2006	2005	2004	Rest
	All Journals	2021	43	90	99	133	155	154	136	158	141	137	775
	ALL OTHERS (706)	706	7	34	44	42	55	54	47	51	54	53	265
39.207	LANCET	40	2	5	2	0	1	4	4	2	2	3	15
5.007	INT J CANCER	37	0	0	1	1	5	2	2	4	1	2	19
30.387	JAMA-J AM MED ASSOC	37	2	0	0	0	0	0	2	2	2	4	25
4.975	AM J EPIDEMIOLOG CANCER	35	1	0	0	1	2	2	2	0	0	1	26
4.324	EPIDEM BIOMAR	31	0	0	0	3	3	8	3	6	2	0	6
5.150	TOB CONTROL CANCER	28	2	3	3	1	1	1	0	6	1	2	8
2.961	CAUSE CONTROL	25	0	1	0	4	2	0	1	2	1	0	14
39.207	LANCET	40	2	5	2	0	1	4	4	2	2	3	15
2.558	SOC SCI MED	24	0	0	0	0	3	2	1	5	1	1	11

APPENDIX I

Using social media to promote *APJPH*

- 1. Contribute to Wikipedia**—We recognize that many students use Wikipedia as the starting point for their research. If there are pages that relate to themes, subjects, or research covered in your journal, add your journal as a reference, with a link to it on SAGE Journals. We have now also created a basic page for *APJPH*, which will increase the discoverability of your page, especially if you add additional content to it.
- 2. Join Facebook or LinkedIn**—Setting up a Facebook page for your journal is a simple way of engaging with readers beyond the journal itself. SAGE can provide you with guidelines on how to make the most of your journal's presence on Facebook. LinkedIn is a network of professionals worldwide, with more than 55 million members. When setting up your profile, remember to mention your journal. You can also use the site to connect with authors you would like to publish or set up a group for your journal.
- 3. Upload videos and audio**—User-generated and multimedia content—e.g., podcasts and YouTube videos—are an increasingly important research resource, especially for students. If you already have video content relevant to your journal or to specific articles please let us know and we will add it to the SAGE YouTube channel. If you are interested in further exploring multimedia content for your journal, please speak to your SAGE editor.
- 4. Join Twitter**—Twitter is a micro-blogging service that enables its users to send and read short text-based messages known as tweets. Twitter allows you to set up search terms so you can monitor what is being discussed in your areas of interest—you can then participate in the relevant conversations. The more you engage, the more people will follow you to listen to your comments and recommendations. Since followers come to you, rather than you approaching them, Twitter is an ideal way to reach new audiences. SAGE has guidelines to support setting up and using Twitter. Should you have an existing Twitter account, please let us know and we will re-tweet your content.
- 5. Join academic social networking sites**—Academics, researchers, and students use online social communities as a way of meeting and exchanging ideas with people who share the same research interests. These sites offer an immediate way to monitor what other people are looking at in your field or as a way to commission papers around online conversations. If there aren't any groups discussing your research interests, set one up. Take a look at Academia.edu, Mendeley.com, or ResearchGate.net.
- 6. Start blogging**—Linking journals to blogs is an excellent way of enhancing discoverability. Search engines, such as Google, rate blogs highly when determining page rankings. There are various ways in which you can get involved.
 - Start a blog dedicated to your journal to provide an interactive forum for discussing articles, features, and developments. This could be a great way of encouraging the wider community to engage with the journal's content. SAGE can provide a blogging template and guidelines—please get in touch if you would like further information.
 - Create your own personal blog. Wondering what to write about? What about developments in your area of research, including
 - Papers that you have published—and/or other related papers in your field of research?
 - Conferences and training events where you're due to speak?
 - Any interesting questions that came up at the last conference you attended?
 - What you think of any recent press coverage of your subject area?
 - Identify any bloggers in your field and participate in discussions by posting comments—don't forget to link to your journal!
- 7. Engage with other websites**—Which websites do you visit regularly? Do you participate in online discussions or are you a member of any groups that send you email newsletters or updates? Your journal (or specific articles) could feature on these—why not post a message to your discussion group with a link to your journal, or ask the editor of the email newsletter to include a mention of your latest issue if it is relevant to an online discussion?